

Calculation for Program Outcome Attainment for the Year 2021-22 (B.A. Marathi)

Attainment of Course Outcome									
Semester (Theory/Practical)	Course Code	Course Title	% of Students above average University Marks	Level of Attainment	70% of Attainment Level in end term exam	% of Students above average internal marks	Level of Attainment	30% of Attainment Level in internal exam	Attainment of Course
1	2	3	4	5	6	7	8	9	10 = 6 + 9
Semester V	35021	मध्ययुगीन मराठी वाङ्मयाचा स्थूल इतिहास	50.00	2	1.4	90.00	3	0.9	2.3
	35022	वर्णनात्मक भाषाविज्ञान	30.00	2	1.4	50.00	2	0.6	2
	35023	भाषिक कौशल्य आणि आधुनिक साहित्य प्रकार कविता	40.00	1	0.7	40.00	1	0.3	1
Semester VI	36021	मध्ययुगीन मराठी वाङ्मयाचा स्थूल इतिहास	50.00	2	1.4	50.00	2	0.6	2
	36022	वर्णनात्मक भाषाविज्ञान	50.00	2	1.4	60.00	3	0.9	2.3
	36023	भाषिक कौशल्य आणि आधुनिक साहित्य प्रकार कविता	60.00	2	1.4	50.00	2	0.6	2
								Average	1.93

Level 1	<45% of students scoring more than average marks
Level 2	45-60% of students scoring more than average marks
Level 3	>60% of students scoring more than average marks

Program Outcome Attainment				
Average Attainment by Direct Method	Average Attainment by indirect Method	70% of Average Attainment by direct method	30% of Average Attainment by indirect method	Average PO Attainment
1.93	2	1.35	0.60	1.95

Program Outcome Level	Target Attainment
Level 1	0.5 > 1.0
Level 2	1.0 > 1.5
Level 3	1.5 > 2.0
Level 4	2.0 > 2.5
Level 5	2.5 > 3.0


 मराठी विभागा प्रमुख
 श्री.स.गं.म.महाविद्यालय
 कोपरगांव, जि.अहमदनगर


 Principal
 S.S.G.M.Science, Gautam Arts &
 Shri. Ganesh Mahavidyalaya Commerce College, Kopergaon


Calculation for Program Outcome Attainment for the Year 2021-22 (M.A.Marathi)

Attainment of Course Outcome									
Semester (Theory/Practical)	Course Code	Course Title	% of Students above average University Marks	Level of Attainment	70% of Attainment Level in end term exam	% of Students above average internal marks	Level of Attainment	30% of Attainment Level in internal exam	Attainment of Course
1	2	3	4	5	6	7	8	9	10 = 6 + 9
Semester III	30401	भाषाव्यवहार आणि भाषिक कौशल्ये भाग - १	44.44	1	0.7	33.33	1	0.3	1
	30402	साहित्य संग्रोधन	44.44	1	0.7	44.44	1	0.3	1
	30403	नेमलेल्या मध्ययुगीन कलाकृतींचा अभ्यास	44.44	1	0.7	44.44	1	0.3	1
	30405	लोकसाहित्याची मूलतत्वे आणि मराठी लोकसाहित्य भाग १	44.44	1	0.7	33.33	1	0.3	1
Semester IV	40401	भाषाव्यवहार आणि भाषिक कौशल्ये भाग - २	55.56	2	1.4	44.44	1	0.3	1.7
	40402	साहित्य संग्रोधन	55.56	2	1.4	44.44	1	0.3	1.7
	40403	नेमलेल्या मध्ययुगीन कलाकृतींचा अभ्यास	55.56	2	1.4	44.44	1	0.3	1.7
	40405	लोकसाहित्याची मूलतत्वे आणि मराठी लोकसाहित्य भाग २	44.44	1	0.7	55.56	2	0.6	1.3
								Average	1.30

Level 1	<45% of students scoring more than average marks
Level 2	45-60% of students scoring more than average marks
Level 3	>60% of students scoring more than average marks

Program Outcome Attainment				
Average Attainment by Direct Method	Average Attainment by indirect Method	70% of Average Attainment by direct method	30% of Average Attainment by indirect method	Average PO Attainment
1.30	2	0.91	0.60	1.51

Program Outcome Level	Target Attainment
Level 1	0.5 > 1.0
Level 2	1.0 > 1.5
Level 3	1.5 > 2.0
Level 4	2.0 > 2.5
Level 5	2.5 > 3.0


मराठी विभाग प्रमुख
श्री.स.गं.म.महाविद्यालय
कोपरगांव, जि.अहमदनगर


Principal
S.S.G.M.Science, Gautam Arts &
Sanjivani Commerce College, Kopergaon

Calculation for Program Outcome Attainment for the Year 2021-22 (B.A. Hindi)

Attainment of Course Outcome									
Semester (Theory/Practical)	Course Code	Course Title	% of Students above average University Marks	Level of Attainment	70% of Attainment Level in end term exam	% of Students above average internal marks	Level of Attainment	30% of Attainment Level in internal exam	Attainment of Course
1	2	3	4	5	6	7	8	9	10 = 6 + 9
Semester V	35091	हिन्दी साहित्य का इतिहास	63.64	3	2.1	72.73	3	0.9	3
	35092	भाषा विज्ञान	63.64	3	2.1	63.64	3	0.9	3
	35093	कथेतर विधाएं	63.64	3	2.1	54.55	2	0.6	2.7
Semester VI	35096	पटकथा लेखन	45.45	2	1.4	54.55	2	0.6	2
	36091	हिन्दी साहित्य का इतिहास	50.00	2	1.4	50.00	2	0.6	2
	36092	हिंदी भाषा और उसका विकास	60.00	3	2.1	60.00	3	0.9	3
	36093	ग़ज़ल विधा और पत्राचार	60.00	3	2.1	50.00	2	0.6	2.7
	36096	साहित्य और फिल्मतरण	50.00	2	1.4	60.00	3	0.9	2.3
								Average	2.59

Level 1	<45% of students scoring more than average marks
Level 2	45-60% of students scoring more than average marks
Level 3	>60% of students scoring more than average marks

Program Outcome Attainment				
Average Attainment by Direct Method	Average Attainment by indirect Method	70% of Average Attainment by direct method	30% of Average Attainment by indirect method	Average PO Attainment
2.59	2	1.81	0.60	2.41

Program Outcome Level	Target Attainment
Level 1	0.5 > 1.0
Level 2	1.0 > 1.5
Level 3	1.5 > 2.0
Level 4	2.0 > 2.5
Level 5	2.5 > 3.0


 हिंदी विभागाध्यक्ष,
 एस. एस. जी. एस. कॉलेज,
 कोपरगांव, जि. अ. नगर


 Principal
 S.S.G.M. Science, Gautam Arts &
 Iyani Commerce College, Kopergaon

Calculation for Program Outcome Attainment for the Year 2021-22 (M.A.Hindi)

Attainment of Course Outcome									
Semester (Theory/Practical)	Course Code	Course Title	% of Students above average University Marks	Level of Attainment	70% of Attainment Level in end term exam	% of Students above average internal marks	Level of Attainment	30% of Attainment Level in internal exam	Attainment of Course
1	2	3	4	5	6	7	8	9	10 = 6 + 9
Semester III	30501	आधुनिक काव्य	80.00	3	2.1	50.00	2	0.6	2.7
	30502	भाषा विज्ञान	40.00	1	0.7	50.00	2	0.6	1.3
	30503	हिन्दी साहित्य का इतिहास	60.00	3	2.1	50.00	2	0.6	2.7
	30504	हिन्दी आलोचना	60.00	3	2.1	50.00	2	0.6	2.7
Semester IV	40501	आधुनिक कविता	88.89	3	2.1	55.56	2	0.6	2.7
	40502	हिंदी भाषा का विकास	66.67	3	2.1	55.56	2	0.6	2.7
	40503	हिन्दी साहित्य का इतिहास	77.78	3	2.1	44.44	1	0.3	2.4
	40504	भारतीय लोकसाहित्य	55.56	2	1.4	44.44	1	0.3	1.7
								Average	2.36

Level 1	<45% of students scoring more than average marks
Level 2	45-60% of students scoring more than average marks
Level 3	>60% of students scoring more than average marks

Program Outcome Attainment				
Average Attainment by Direct Method	Average Attainment by indirect Method	70% of Average Attainment by direct method	30% of Average Attainment by indirect method	Average PO Attainment
2.36	2	1.65	0.60	2.25

Program Outcome Level	Target Attainment
Level 1	0.5 > 1.0
Level 2	1.0 > 1.5
Level 3	1.5 > 2.0
Level 4	2.0 > 2.5
Level 5	2.5 > 3.0


 हिंदी विभागाध्यक्ष,
 एच. एन. जी. एन. कॉलेज,
 कोपरगांव, जि. अ. नगर


 Principal
 S.S.G.M.Science, Gautam Arts &
 Shivani Commerce College, Kopergaon

Calculation for Program Outcome Attainment for the Year 2021-22 (B.A. English)

Attainment of Course Outcome									
Semester (Theory/Practical)	Course Code	Course Title	% of Students above average University Marks	Level of Attainment	70% of Attainment Level in end term exam	% of Students above average internal marks	Level of Attainment	30% of Attainment Level in internal exam	Attainment of Course
1	2	3	4	5	6	7	8	9	10 = 6 + 9
Semester V	35001	Compulsory English	46.15	2	1.4	61.54	3	0.9	2.3
	35331	Appreciating Novel	46.15	2	1.4	76.92	3	0.9	2.3
	35332	Introduction to Literary Criticism	53.85	2	1.4	61.54	3	0.9	2.3
	35333	Enhancing Employability Skills	38.46	1	0.7	69.23	3	0.9	1.6
	35334	Mastering Life Skills and Life Values	61.54	3	2.1	53.85	2	0.6	2.7
Semester VI	36001	Compulsory English	61.54	3	2.1	61.54	3	0.9	3
	36331	Appreciating Novel	53.85	2	1.4	69.23	3	0.9	2.3
	36332	Introduction to Literary Criticism	69.23	3	2.1	76.92	3	0.9	3
	36333	Enhancing Employability Skills	69.23	3	2.1	76.92	3	0.9	3
	36334	Mastering Life Skills and Life Values	46.15	2	1.4	84.62	3	0.9	2.3
								Average	2.48

Level 1	<45% of students scoring more than average marks
Level 2	45-60% of students scoring more than average marks
Level 3	>60% of students scoring more than average marks

Program Outcome Attainment				
Average Attainment by Direct Method	Average Attainment by indirect Method	70% of Average Attainment by direct method	30% of Average Attainment by indirect method	Average PO Attainment
2.48	2	1.74	0.60	2.34

Program Outcome Level	Target Attainment
Level 1	0.5 > 1.0
Level 2	1.0 > 1.5
Level 3	1.5 > 2.0
Level 4	2.0 > 2.5
Level 5	2.5 > 3.0


Head
Dept. Of English
S.S.G.M. College, Kopargaon


Principal
S.S.G.M. Science, Gautam Arts &
Sanjivani Commerce College, Kopargaon


Calculation for Program Outcome Attainment for the Year 2021-22 (M.A. English)

Attainment of Course Outcome									
Semester (Theory/Practical)	Course Code	Course Title	% of Students above average University Marks	Level of Attainment	70% of Attainment Level in end term exam	% of Students above average internal marks	Level of Attainment	30% of Attainment Level in internal exam	Attainment of Course
1	2	3	4	5	6	7	8	9	10 = 6 + 9
Semester III	30601	Indian Writing in English	54.55	2	1.4	63.64	3	0.9	2.3
	30604	Indian Literatures in English Translations	54.55	2	1.4	45.45	2	0.6	2
	30605	Academic Writing & Critical Reading	54.55	2	1.4	36.36	1	0.3	1.7
	30606	American Literature	45.45	2	1.4	45.45	2	0.6	2
Semester IV	40601	Indian Writing in English	45.45	2	1.4	63.64	3	0.9	2.3
	40604	Indian Literatures in English Translations	36.36	1	0.7	36.36	1	0.3	1
	40605	Academic Writing & Critical Reading	36.36	1	0.7	45.45	2	0.6	1.3
	40606	American Literature	36.36	1	0.7	45.45	2	0.6	1.3
								Average	1.74

Level 1	<45% of students scoring more than average marks
Level 2	45-60% of students scoring more than average marks
Level 3	>60% of students scoring more than average marks

Program Outcome Attainment				
Average Attainment by Direct Method	Average Attainment by indirect Method	70% of Average Attainment by direct method	30% of Average Attainment by indirect method	Average PO Attainment
1.74	2	1.22	0.60	1.82

Program Outcome Level	Target Attainment
Level 1	0.5 > 1.0
Level 2	1.0 > 1.5
Level 3	1.5 > 2.0
Level 4	2.0 > 2.5
Level 5	2.5 > 3.0


 Head
 Dept. Of English
 S.S.G.M. College, Kopargaon


 Principal
 S.S.G.M.Science, Gautam Arts &
 Sanjivani Commerce College, Kopargaon

Calculation for Program Outcome Attainment for the Year 2021-22 (B.A Economics)

Attainment of Course Outcome									
Semester (Theory/Practical)	Course Code	Course Title	% of Students above average University Marks	Level of Attainment	70% of Attainment Level in end term exam	% of Students above average internal marks	Level of Attainment	30% of Attainment Level in internal exam	Attainment of Course
1	2	3	4	5	6	7	8	9	10 = 6 + 9
Semester V		Indian Economic Development - I	44.44	1	0.7	61.11	3	0.9	1.6
		International Economics - I	53.33	2	1.4	40.00	1	0.3	1.7
		Public Economics - I	53.33	2	1.4	60.00	3	0.9	2.3
Semester VI		Indian Economic Development - II	55.56	2	1.4	55.56	2	0.6	2
		International Economics - II	73.33	3	2.1	46.67	2	0.6	2.7
		Public Economics - II	60.00	3	2.1	53.33	2	0.6	2.7
								Average	1.63

Level 1	<45% of students scoring more than average marks
Level 2	45-60% of students scoring more than average marks
Level 3	>60% of students scoring more than average marks

Program Outcome Attainment				
Average Attainment by Direct Method	Average Attainment by indirect Method	70% of Average Attainment by direct method	30% of Average Attainment by indirect method	Average PO Attainment
1.63	2	1.14	0.60	1.74

Program Outcome Level	Target Attainment
Level 1	0.5 > 1.0
Level 2	1.0 > 1.5
Level 3	1.5 > 2.0
Level 4	2.0 > 2.5
Level 5	2.5 > 3.0



Head
Dept. of Economics
S.S.G.M. Science, Gautam Arts &
Sanjivani Commerce College, Kopergaon



Principal
S.S.G.M. Science, Gautam Arts &
Sanjivani Commerce College, Kopergaon

Calculation for Program Outcome Attainment for the Year 2021-22 (M.A Economics)

Attainment of Course Outcome									
Semester (Theory/Practical)	Course Code	Course Title	% of Students above average University Marks	Level of Attainment	70% of Attainment Level in end term exam	% of Students above average internal marks	Level of Attainment	30% of Attainment Level in internal exam	Attainment of Course
1	2	3	4	5	6	7	8	9	10 = 6 + 9
Semester III		Macro Eco. Analysis - I	32.56	1	0.7	53.49	2	0.6	1.3
		Growth & Development - I	62.79	3	2.1	62.79	3	0.9	3
		Research Methodology	41.86	1	0.7	69.77	3	0.9	1.6
		Industrial Economics	44.19	1	0.7	58.14	2	0.6	1.3
Semester IV		Macro Eco. Analysis - II	46.51	2	1.4	55.81	2	0.6	2
		Growth & Development - II	58.14	2	1.4	55.81	2	0.6	2
		Research Project	62.79	3	2.1	67.44	3	0.9	3
		Economics of Environment	48.84	2	1.4	48.84	2	0.6	2
								Average	2.03

16.2

Level 1	<45% of students scoring more than average marks
Level 2	45-60% of students scoring more than average marks
Level 3	>60% of students scoring more than average marks

Program Outcome Attainment				
Average Attainment by Direct Method	Average Attainment by indirect Method	70% of Average Attainment by direct method	30% of Average Attainment by indirect method	Average PO Attainment
2.03	2	1.42	0.60	2.02

Program Outcome Level	Target Attainment
Level 1	0.5 > 1.0
Level 2	1.0 > 1.5
Level 3	1.5 > 2.0
Level 4	2.0 > 2.5
Level 5	2.5 > 3.0

(Signature)

Head
Dept. of Economics
S.S.G.M. Science, Gautam Arts &
Sanjivani Commerce College, Kopargaon

(Signature)

Principal
S.S.G.M. Science, Gautam Arts &
Sanjivani Commerce College, Kopargaon

Calculation for Program Outcome Attainment for the Year 2021-22 (B.A Geography)

Attainment of Course Outcome									
Semester (Theory/Practical)	Course Code	Course Title	% of Students above average University Marks	Level of Attainment	70% of Attainment Level in end term exam	% of Students above average internal marks	Level of Attainment	30% of Attainment Level in internal exam	Attainment of Course
1	2	3	4	5	6	7	8	9	10 = 6 + 9
Semester V	35201	Geography of India	60.71	3	2.1	64.29	3	0.9	3
	35203	Techniques of Spatial Analysis	57.14	2	1.4	57.14	2	0.6	2
	35204	Geography of Disaster Management	50.00	2	1.4	64.29	3	0.9	2.3
	35206	Research Methodology	60.71	3	2.1	67.86	3	0.9	3
Semester VI	36201	Geography of India	53.57	2	1.4	46.43	2	0.6	2
	36203	Techniques of Spatial Analysis	67.86	3	2.1	67.86	3	0.9	3
	36204	Geography of Disaster Management	53.57	2	1.4	42.86	1	0.3	1.7
	36206	Research Methodology	50.00	2	1.4	53.57	2	0.6	2
								Average	2.38

Level 1	<45% of students scoring more than average marks
Level 2	45-60% of students scoring more than average marks
Level 3	>60% of students scoring more than average marks

Program Outcome Attainment				
Average Attainment by Direct Method	Average Attainment by indirect Method	70% of Average Attainment by direct method	30% of Average Attainment by indirect method	Average PO Attainment
2.38	3	1.67	0.90	2.57

Program Outcome Level	Target Attainment
Level 1	0.5 > 1.0
Level 2	1.0 > 1.5
Level 3	1.5 > 2.0
Level 4	2.0 > 2.5
Level 5	2.5 > 3.0



Head

Dept. Of Geography
S.S.G.M.Sc. Gautam Arts & S. Com.
College, KOPARGAON



Principal

S.S.G.M.Science, Gautam Arts &
Sanjivani Commerce College, Kopergaon

Calculation for Program Outcome Attainment for the Year 2021-22 (M.A Geography)

Attainment of Course Outcome									
Semester (Theory/Practical)	Course Code	Course Title	% of Students above average University Marks	Level of Attainment	70% of Attainment Level in end term exam	% of Students above average internal marks	Level of Attainment	30% of Attainment Level in internal exam	Attainment of Course
1	2	3	4	5	6	7	8	9	10 = 6 + 9
Semester III	GGUT-235	Geoinformatics II	53.85	2	1.4	61.54	3	0.9	2.3
	GGUT_236	Geographical Thought	46.15	2	1.4	48.46	2	0.6	2
	GGUT_239	Geography of Rural Development	53.85	2	1.4	46.15	2	0.6	2
	GGDP_241	Practical's in Geoin	53.85	2	1.4	53.85	2	0.6	2
	GGUP_247	Watershed Management	46.15	2	1.4	53.85	2	0.6	2
	GGUP_247	Practical's in Economic Geo	69.23	3	2.1	61.54	3	0.9	3
Semester IV	GGUT-249	Geography Of India	46.15	2	1.4	48.46	2	0.6	2
	GGUT-250	Oceanography	46.15	2	1.4	46.15	2	0.6	2
	GGUT-251	Research Methodology	53.85	2	1.4	48.46	2	0.6	2
	GGDT-254	Political Geography	61.54	3	2.1	61.54	3	0.9	3
	GGDP-257	Interpretation of Topographical	76.92	3	2.1	61.54	3	0.9	3
	GGUP-259	Research Report	53.85	2	1.4	69.23	3	0.9	2.3
								Average	2.30

Level 1	<45% of students scoring more than average marks
Level 2	45-60% of students scoring more than average marks
Level 3	>60% of students scoring more than average marks

Program Outcome Attainment				
Average Attainment by Direct Method	Average Attainment by indirect Method	70% of Average Attainment by direct method	30% of Average Attainment by indirect method	Average PO Attainment
2.30	3	1.61	0.90	2.51

Program Outcome Level	Target Attainment
Level 1	0.5 > 1.0
Level 2	1.0 > 1.5
Level 3	1.5 > 2.0
Level 4	2.0 > 2.5
Level 5	2.5 > 3.0


Head

Dept. Of Geography
S.S.G.M.Sc. Gautam Arts & S. Com.
College, KOPARGAON


Principal

S.S.G.M.Science, Gautam Arts &
S. Com. Jijivani Commerce College, Kopargaon

Calculation for Program Outcome Attainment for the Year 2021-22 (B.A. History)

Attainment of Course Outcome									
Semester (Theory/Practical)	Course Code	Course Title	% of Students above average University Marks	Level of Attainment	70% of Attainment Level in end term exam	% of Students above average internal marks	Level of Attainment	30% of Attainment Level in internal exam	Attainment of Course
1	2	3	4	5	6	7	8	9	10 = 6 + 9
Semester V	35171	Introduction to Historiography (S3)	57.89	2	1.4	47.37	2	0.6	2
	35172	History of Maharashtra in 19th Century(S4)	52.63	2	1.4	63.16	3	0.9	2.3
	35177	Research Paper Writing (SEC)	68.42	3	2.1	57.89	2	0.6	2.7
Semester VI	36171	Applied History (S3)	42.11	1	0.7	52.63	2	0.6	1.3
	36172	History of Maharashtra in 20th Century (S4)	47.37	2	1.4	63.16	3	0.9	2.3
	36177	Archeology (SEC)	52.63	2	1.4	63.16	3	0.9	2.3
								Average	2.15

Level 1	<45% of students scoring more than average marks
Level 2	45-60% of students scoring more than average marks
Level 3	>60% of students scoring more than average marks

Program Outcome Attainment				
Average Attainment by Direct Method	Average Attainment by indirect Method	70% of Average Attainment by direct method	30% of Average Attainment by indirect method	Average PO Attainment
2.15	2	1.51	0.60	2.11

Program Outcome Level	Target Attainment
Level 1	0.5 > 1.0
Level 2	1.0 > 1.5
Level 3	1.5 > 2.0
Level 4	2.0 > 2.5
Level 5	2.5 > 3.0


 Head
 Department of History
 S.S.G.M.College
 Kopergaon, Dist.A'nagar


 Principal
 S.S.G.M.Science/Gautam Arts &
 S. S. J. J. Commerce College, Kopergaon

Calculation for Program Outcome Attainment for the Year 2021-22 (B.A.Political Science)

Attainment of Course Outcome									
Semester (Theory/Practical)	Course Code	Course Title	% of Students above average University Marks	Level of Attainment	70% of Attainment Level in end term exam	% of Students above average internal marks	Level of Attainment	30% of Attainment Level in internal exam	Attainment of Course
1	2	3	4	5	6	7	8	9	10 = 6 + 9
Semester V	35161	Public Administration	76.92	3	2.1	46.15	2	0.6	2.7
	35162	International Relations	46.15	2	1.4	46.15	2	0.6	2
	35164	Local Self Government in Maharashtra G-3	47.17	2	1.4	60.38	3	0.9	2.3
Semester VI	36161	Public Administration	46.15	2	1.4	46.15	2	0.6	2
	36162	International Relations	61.54	3	2.1	23.08	1	0.3	2.4
	36164	Local Self Government in Maharashtra G-3	50.94	2	1.4	45.28	2	0.6	2
								Average	2.23

Level 1	<45% of students scoring more than average marks
Level 2	45-60% of students scoring more than average marks
Level 3	>60% of students scoring more than average marks

Program Outcome Attainment				
Average Attainment by Direct Method	Average Attainment by indirect Method	70% of Average Attainment by direct method	30% of Average Attainment by indirect method	Average PO Attainment
2.23	2	1.56	0.60	2.16

Program Outcome Level	Target Attainment
Level 1	0.5 > 1.0
Level 2	1.0 > 1.5
Level 3	1.5 > 2.0
Level 4	2.0 > 2.5
Level 5	2.5 > 3.0


Head

Dept. of Political Science
S.S.G.M. College, Kopergaon



Principal
S.S.G.M. Science, Gautam Arts &
Sriyani Commerce College, Kopergaon

Calculation for Program Outcome Attainment for the Year 2021-22 (B.Commerce)

Attainment of Course Outcome										
Semester (Theory/Practical)	Course Code	Course Title	% of Students above average University Marks	Level of Attainment	70% of Attainment Level in end term exam	% of Students above average internal marks	Level of Attainment	30% of Attainment Level in internal exam	Attainment of Course	
1	2	3	4	5	6	7	8	9	10 = 6 + 9	
Semester V	351	Business Regulatory Framework - I	57.14	2	1.4	74.89	3	0.9	2.3	
	352	Advanced Accounting - I	64.98	3	2.1	53.25	2	0.6	2.7	
	353	Indian and Global Economic Development - I	54.98	2	1.4	74.55	3	0.9	2.3	
	354	Auditing & Taxation - I	54.98	2	1.4	54.16	2	0.6	2	
	355A	Business Administration II	56.10	2	1.4	51.22	2	0.6	2	
	356A	Business Administration III	43.90	1	0.7	68.29	3	0.9	1.6	
	355B	Banking and Finance II	53.66	2	1.4	56.10	2	0.6	2	
	356B	Banking and Finance III	60.98	3	2.1	73.66	3	0.9	3	
	355E	Cost and Works Accounting II	50.00	2	1.4	47.30	2	0.6	2	
	356E	Cost and Works Accounting III	48.65	2	1.4	51.35	2	0.6	2	
	355H	Marketing Management II	54.05	2	1.4	52.70	2	0.6	2	
	356 H	Marketing Management III	66.76	3	2.1	67.57	3	0.9	3	
	Semester VI	361	Business Regulatory Framework - II	53.68	2	1.4	41.13	2	0.6	2
		362	Advanced Accounting - II	65.45	3	2.1	60.61	3	0.9	3
363		Indian and Global Economic Development - II	53.25	2	1.4	49.35	2	0.6	2	
364		Auditing & Taxation - II	62.38	3	2.1	65.02	3	0.9	3	
365A		Business Administration II	51.22	2	1.4	53.90	2	0.6	2	
366A		Business Administration III	58.54	2	1.4	68.29	3	0.9	2.3	
365B		Banking and Finance II	56.59	2	1.4	63.90	3	0.9	2.3	
366B		Banking and Finance III	51.71	2	1.4	63.66	3	0.9	2.3	
365E		Cost and Works Accounting II	48.65	2	1.4	47.30	2	0.6	2	
366E		Cost and Works Accounting III	56.76	2	1.4	52.70	2	0.6	2	
365H		Marketing Management II	62.70	3	2.1	60.00	3	0.9	3	
366 H		Marketing Management III	67.30	3	2.1	68.65	3	0.9	3	
								Average	2.33	

Level 1	<45% of students scoring more than average marks
Level 2	45-60% of students scoring more than average marks
Level 3	>60% of students scoring more than average marks

Program Outcome Attainment				
Average Attainment by Direct Method	Average Attainment by indirect Method	70% of Average Attainment by direct method	30% of Average Attainment by indirect method	Average PO Attainment
2.33	3	1.63	0.90	2.53

Program Outcome Level	Target Attainment
Level 1	0.5 > 1.0
Level 2	1.0 > 1.5
Level 3	1.5 > 2.0
Level 4	2.0 > 2.5
Level 5	2.5 > 3.0


Head

Department of Commerce And Manager:
S.S.G.M.College,Kopargaon
Dist.Ahmednagar


Principal

S.S.G.M.Science,Gautam Arts &
Sanjivani Commerce College,Kopargaon

Calculation for Program Outcome Attainment for the Year 2021-22 (M.Commerce)

Attainment of Course Outcome									
Semester (Theory/Practical)	Course Code	Course Title	% of Students above average University Marks	Level of Attainment	70% of Attainment Level in end term exam	% of Students above average internal marks	Level of Attainment	30% of Attainment Level in internal exam	Attainment of Course
1	2	3	4	5	6	7	8	9	10 = 6 + 9
Semester III	321	Business Finance	45.74	2	1.4	70.21	3	0.9	2.3
	322	Research Methodology for Business	62.77	3	2.1	59.57	2	0.6	2.7
	323	Advanced Auditing	63.83	3	2.1	72.34	3	0.9	3
	324	Specilized Auditing	78.72	3	2.1	57.45	2	0.6	2.7
	333	Human Resource Management	43.40	1	0.7	54.72	2	0.6	1.3
Semester IV	334	Organazational Behaviour	56.60	2	1.4	66.04	3	0.9	2.3
	421	Capital Market and Financial services	62.26	3	2.1	62.26	3	0.9	3
	422 A	Industrial Economic Environment	75.47	3	2.1	71.70	3	0.9	3
	423	Recent Advances in Accounting, Taxation and Auditing	78.05	3	2.1	60.98	3	0.9	3
	424	Project Work/ Case Studies A	68.29	3	2.1	58.54	2	0.6	2.7
	433	Recent Advance in Business Administration	46.34	2	1.4	60.98	3	0.9	2.3
	434	Project Work/ Case Studies B	56.10	2	1.4	56.10	2	0.6	2
								Average	2.53

Level 1	<45% of students scoring more than average marks
Level 2	45-60% of students scoring more than average marks
Level 3	>60% of students scoring more than average marks

Program Outcome Attainment				
Average Attainment by Direct Method	Average Attainment by indirect Method	70% of Average Attainment by direct method	30% of Average Attainment by indirect method	Average PO Attainment
2.53	3	1.77	0.90	2.67

Program Outcome Level	Target Attainment
Level 1	0.5 > 1.0
Level 2	1.0 > 1.5
Level 3	1.5 > 2.0
Level 4	2.0 > 2.5
Level 5	2.5 > 3.0


Head

Department of Commerce And Management

S.S.G.M.College,Kopargaon

Dist.Ahmednagar


Principal

S.S.G.M.Science,Gautam Arts &
Sanjivani Commerce College,Kopargaon

Calculation for Program Outcome Attainment for the Year 2021-22 (B.B.A.)

Attainment of Course Outcome									
Semester (Theory/Practical)	Course Code	Course Title	% of Students above average University Marks	Level of Attainment	70% of Attainment Level in end term exam	% of Students above average internal marks	Level of Attainment	30% of Attainment Level in internal exam	Attainment of Course
1	2	3	4	5	6	7	8	9	10 = 6 + 9
Semester V	511	Research Methodology	48.28	2	1.4	37.93	1	0.3	1.7
	512	Database Administration and Data Mining	65.52	3	2.1	39.66	1	0.3	2.4
	513	Business Ethics	51.72	2	1.4	37.93	1	0.3	1.7
	514	Management of Corporate Social Responsibility	53.45	2	1.4	39.66	1	0.3	1.7
	515 A	Marketing Environment Analysis and Strategies	45.45	2	1.4	36.36	1	0.3	1.7
	516 A	Legal Aspects in Marketing Management	63.64	3	2.1	18.18	1	0.3	2.4
	515 B	Analysis of Financial Statements	52.00	2	1.4	42.00	1	0.3	1.7
	516 B	Legal Aspects of Finance & Security Laws	56.00	2	1.4	32.00	1	0.3	1.7
	Semester VI	611	Essentials of E – Commerce	53.45	2	1.4	31.03	1	0.3
612		Management Information System	56.90	2	1.4	56.90	2	0.6	2
613		Business Project Management	53.45	2	1.4	37.93	1	0.3	1.7
614		Management Of Innovations & Sustainability	48.28	2	1.4	43.10	2	0.6	2
615 A		International Brand Management	57.58	2	1.4	63.64	3	0.9	2.3
616 A		Cases in Marketing	54.55	2	1.4	48.48	2	0.6	2
615 B		Financial Management	36.00	1	0.7	34.00	1	0.3	1
616 B		Cases in Finance	48.00	2	1.4	56.00	2	0.6	2
								Average	1.86

Level 1	<45% of students scoring more than average marks
Level 2	45-60% of students scoring more than average marks
Level 3	>60% of students scoring more than average marks

Program Outcome Attainment				
Average Attainment by Direct Method	Average Attainment by indirect Method	70% of Average Attainment by direct method	30% of Average Attainment by indirect method	Average PO Attainment
1.86	3	1.30	0.90	2.20

Program Outcome Level	Target Attainment
Level 1	0.5 > 1.0
Level 2	1.0 > 1.5
Level 3	1.5 > 2.0
Level 4	2.0 > 2.5
Level 5	2.5 > 3.0


Head
 Department of BBA
 S.S.G.M.College,Kopargaon
 Dist.Ahmednagar

Principal
 S.S.G.M.Science,Gautam Arts &
 Sanjivani Commerce College,Kopargaon

Calculation for Program Outcome Attainment for the Year 2021-22 (B.Sc Botany)

Attainment of Course Outcome									
Semester (Theory/Practical)	Course Code	Course Title	% of Students above average University Marks	Level of Attainment	70% of Attainment Level in end term exam	% of Students above average internal marks	Level of Attainment	30% of Attainment Level in internal exam	Attainment of Course
1	2	3	4	5	6	7	8	9	10 = 6 + 9
Semester V	BO-351	Algae and Fungi	53.33	2	1.4	60.00	3	0.9	2.3
	BO-352	Archegoniate	46.67	2	1.4	93.33	3	0.9	2.3
	BO-353	Spermatophyta and	60.00	3	2.1	93.33	3	0.9	3
	BO-354	Plant Ecology	46.67	2	1.4	46.67	2	0.6	2
	BO-355	Cell and Molecular Biology	60.00	3	2.1	60.00	3	0.9	3
	BO-356	Genetics	53.33	2	1.4	53.33	2	0.6	2
	BO-357	Practical -I	60.00	3	2.1	53.33	2	0.6	2.7
	BO-358	Practical-II	66.67	3	2.1	40.00	1	0.3	2.4
	BO-359	Practical -III	53.33	2	1.4	33.33	1	0.3	1.7
	BO-3510	Medicinal Botany	40.00	1	0.7	33.33	1	0.3	1
BO-3511	Plant Diversity and Human	46.67	2	1.4	46.67	2	0.6	2	
Semester VI	BO-361	Plant Physiology and	60.00	3	2.1	60.00	3	0.9	3
	BO-362	Biochemistry	53.33	2	1.4	46.67	2	0.6	2
	BO-363	Plant Pathology	40.00	1	0.7	60.00	3	0.9	1.6
	BO-364	Evolution and population	46.67	2	1.4	60.00	3	0.9	2.3
	BO-365	Advanced Plant viotechnology	60.00	3	2.1	53.33	2	0.6	2.7
	BO-366	Plant Breeding and Seed	53.33	2	1.4	60.00	3	0.9	2.3
	BO-367	Practical -I	40.00	1	0.7	60.00	3	0.9	1.6
	BO-368	Practical-II	53.33	2	1.4	53.33	2	0.6	2
	BO-369	Practical -III	53.33	2	1.4	66.67	3	0.9	2.3
	BO-3610	Nursery and Gardening	53.33	2	1.4	73.33	3	0.9	2.3
	BO-3611	Bio Fertilizers	53.33	2	1.4	60.00	3	0.9	2.3
								Average	2.22

Level 1	<45% of students scoring more than average marks
Level 2	45-60% of students scoring more than average marks
Level 3	>60% of students scoring more than average marks

Program Outcome Attainment				
Average Attainment by Direct Method	Average Attainment by indirect Method	70% of Average Attainment by direct method	30% of Average Attainment by indirect method	Average PO Attainment
2.22	3	1.55	0.90	2.45

Program Outcome Level	Target Attainment
Level 1	0.5 > 1.0
Level 2	1.0 > 1.5
Level 3	1.5 > 2.0
Level 4	2.0 > 2.5
Level 5	2.5 > 3.0


Head

Department of Botany
S S G M College, Kopergaon


Principal

S.S.G.M.Science, Gautam Arts &
Dhanyani Commerce College, Kopergaon

Calculation for Program Outcome Attainment for the Year 2021-22 (M.Sc Botany)

Attainment of Course Outcome									
Semester (Theory/Practical)	Course Code	Course Title	% of Students above average University Marks	Level of Attainment	70% of Attainment Level in end term exam	% of Students above average internal marks	Level of Attainment	30% of Attainment Level in internal exam	Attainment of Course
1	2	3	4	5	6	7	8	9	10 = 6 + 9
Semester III	BOUT-231	Computational Botany	52.17	2	1.4	52.17	2	0.6	2
	BOUT-232	Developmental Botany	60.87	3	2.1	60.87	3	0.9	3
	BOUT-233	Plant Physiology	52.17	2	1.4	39.13	1	0.3	1.7
	BOUT-234	Seed Science	69.57	3	2.1	56.52	2	0.6	2.7
	BOUT-234	Based on BOUT-234	47.83	2	1.4	69.57	3	0.9	2.3
	BOUT-235	Based on BOUT-231, BOUT-242 & BOUT-233	39.13	1	0.7	65.22	3	0.9	1.6
Semester IV	BOUT-241	Botanical Techniques	39.13	1	0.7	47.83	2	0.6	1.3
	BOUT-242	Advanced Ecology	43.48	1	0.7	43.48	1	0.3	1
	BOUT-243	Seed Technology	52.17	2	1.4	47.83	2	0.6	2
	BOUT-244	Based on BOUT-243	65.22	3	2.1	56.52	2	0.6	2.7
	BOUT-244	Research Methodology	56.52	2	1.4	47.83	2	0.6	2
	BOUT-244	Based on BOUT-244	56.52	2	1.4	56.52	2	0.6	2
	BOUT-245	Based on BOUT-241, & BOUT-242	69.57	3	2.1	60.87	3	0.9	3
								Average	2.10

Level 1	<45% of students scoring more than average marks
Level 2	45-60% of students scoring more than average marks
Level 3	>60% of students scoring more than average marks

Program Outcome Attainment				
Average Attainment by Direct Method	Average Attainment by indirect Method	70% of Average Attainment by direct method	30% of Average Attainment by indirect method	Average PO Attainment
2.10	3	1.47	0.90	2.37

Program Outcome Level	Target Attainment
Level 1	0.5 > 1.0
Level 2	1.0 > 1.5
Level 3	1.5 > 2.0
Level 4	2.0 > 2.5
Level 5	2.5 > 3.0


Head

Department of Botany
S.S.G.M.College,Kopargaoon


Principal

S.S.G.M.Science,Gautam Arts &
Anilvani Commerce College,Kopargao

Calculation for Program Outcome Attainment for the Year 2021-22 (B.Sc Chemistry)

Attainment of Course Outcome										
Semester (Theory/Practical)	Course Code	Course Title	% of Students above average University Marks	Level of Attainment	70% of Attainment Level in end term exam	% of Students above average internal marks	Level of Attainment	30% of Attainment Level in internal exam	Attainment of Course	
1	2	3	4	5	6	7	8	9	10 = 6 + 9	
Semester V	CH-501	Physical Chemistry I	47.37	2	1.4	64.04	3	0.9	2.3	
	CH-502	Analytical Chemistry I	47.37	2	1.4	64.04	3	0.9	2.3	
	CH-503	Physical Chemistry Practical I	63.16	3	2.1	64.04	3	0.9	3	
	CH-504	Inorganic Chemistry I	42.98	1	0.7	45.61	2	0.6	1.3	
	CH-505	Industrial Chemistry I	52.63	2	1.4	64.04	3	0.9	2.3	
	CH-506	Inorganic Chemistry Practical I	64.04	3	2.1	56.14	2	0.6	2.7	
	CH-507	Organic Chemistry I	50.88	2	1.4	69.30	3	0.9	2.3	
	CH-508	Chemistry Of Biomolecules	65.79	3	2.1	59.65	2	0.6	2.7	
	CH-509	Organic Chemistry Practical I	75.44	3	2.1	61.40	3	0.9	3	
	CH-510B	Polymer Chemistry	49.12	2	1.4	49.12	2	0.6	2	
	CH-511A	Environmental Chemistry	48.25	2	1.4	69.30	3	0.9	2.3	
	Semester VI	CH-601	Physical Chemistry II	55.56	2	1.4	66.67	3	0.9	2.3
		CH-602	Physical Chemistry III	52.63	2	1.4	53.85	2	0.6	2
CH-603		Physical Chemistry Practical II	50.88	2	1.4	68.38	3	0.9	2.3	
CH-604		Inorganic Chemistry II	63.16	3	2.1	68.38	3	0.9	3	
CH-605		Inorganic Chemistry III	51.28	2	1.4	48.72	2	0.6	2	
CH-606		Inorganic Chemistry Practical II	69.30	3	2.1	48.72	2	0.6	2.7	
CH-607		Organic Chemistry II	69.30	3	2.1	58.97	2	0.6	2.7	
CH-608		Organic Chemistry III	53.85	2	1.4	53.85	2	0.6	2	
CH-609		Organic Chemistry Practical II	60.68	3	2.1	71.79	3	0.9	3	
CH-610A		Chemistry Of Soil And Agrochemicals	58.12	2	1.4	60.68	3	0.9	2.3	
CH-611A		Analytical Chemistry II	52.99	2	1.4	60.68	3	0.9	2.3	
								Average	2.40	

Level 1	<45% of students scoring more than average marks
Level 2	45-60% of students scoring more than average marks
Level 3	>60% of students scoring more than average marks

Program Outcome Attainment				
Average Attainment by Direct Method	Average Attainment by indirect Method	70% of Average Attainment by direct method	30% of Average Attainment by indirect method	Average PO Attainment
2.40	3	1.68	0.90	2.58

Program Outcome Level	Target Attainment
Level 1	0.5 > 1.0
Level 2	1.0 > 1.5
Level 3	1.5 > 2.0
Level 4	2.0 > 2.5
Level 5	2.5 > 3.0


Head
 Department of Chemistry
 S.S.G.M.College,Kopargaon


Principal
 S.S.G.M.Science,Gautam Arts &
 Sanjivani Commerce College,Kopargaon

Calculation for Program Outcome Attainment for the Year 2021-22 (M.Sc Organic Chemistry)

Attainment of Course Outcome									
Semester (Theory/Practical)	Course Code	Course Title	% of Students above average University Marks	Level of Attainment	70% of Attainment Level in end term exam	% of Students above average internal marks	Level of Attainment	30% of Attainment Level in internal exam	Attainment of Course
1	2	3	4	5	6	7	8	9	10 = 6 + 9
Semester III	33321	Organic Reaction Mechanism and Biogenesis	41.67	1	0.7	66.67	3	0.9	1.6
	33322	Structure Determination of Organic Compounds by Spectroscopic Methods	50.00	2	1.4	72.92	3	0.9	2.3
	33323	Stereochemistry and Asymmetric Synthesis of Organic Compounds.	47.92	2	1.4	79.17	3	0.9	2.3
	33324A	Protection - De-protection, Chiron approach and Carbohydrate Chemistry	60.42	3	2.1	77.08	3	0.9	3
	33325	Practical I: Solvent Free Organic Synthesis	35.42	1	0.7	66.67	3	0.9	1.6
Semester IV	33421	Chemistry of Natural Products	45.83	2	1.4	58.33	2	0.6	2
	33422	Organometallic Reagents in Organic Synthesis	45.83	2	1.4	47.92	2	0.6	2
	33423A	Medicinal Chemistry	62.50	3	2.1	60.42	3	0.9	3
	33424B	Carbohydrates Synthesis and Isolation of Natural Products	75.00	3	2.1	81.25	3	0.9	3
	33424C	Project / Industrial Training/ Internships/Summer Project	77.08	3	2.1	56.25	2	0.6	2.7
								Average	2.35

Level 1	<45% of students scoring more than average marks
Level 2	45-60% of students scoring more than average marks
Level 3	>60% of students scoring more than average marks

Program Outcome Attainment				
Average Attainment by Direct Method	Average Attainment by indirect Method	70% of Average Attainment by direct method	30% of Average Attainment by indirect method	Average PO Attainment
2.35	3	1.65	0.90	2.55

Program Outcome Level	Target Attainment
Level 1	0.5 > 1.0
Level 2	1.0 > 1.5
Level 3	1.5 > 2.0
Level 4	2.0 > 2.5
Level 5	2.5 > 3.0


Head
 Department of Chemistry
 S.S.G.M. Collage, Kopargaon


Principal
 S.S.G.M. Science, Gautam Arts &
 Sanjivani Commerce College, Kopargaon

Calculation for Program Outcome Attainment for the Year 2021-22 (M.Sc Analytical Chemistry)

Attainment of Course Outcome									
Semester (Theory/Practical)	Course Code	Course Title	% of Students above average University Marks	Level of Attainment	70% of Attainment Level in end term exam	% of Students above average internal marks	Level of Attainment	30% of Attainment Level in internal exam	Attainment of Course
1	2	3	4	5	6	7	8	9	10 = 6 + 9
Semester III	34321	Electrochemical and Thermogravimetric Methods of chemical analysis	60.42	3	2.1	52.08	2	0.6	2.7
	34322	Analytical Method Development and Extraction Techniques	58.33	2	1.4	70.83	3	0.9	2.3
	34323	Advanced Chromatographic Methods of Chemical Analysis	52.08	2	1.4	54.17	2	0.6	2
	34324B	Analysis of Food and Controlled Substances	62.50	3	2.1	68.75	3	0.9	3
	34325	Basics of Instrumental Methods of Chemical Analysis	62.50	3	2.1	87.50	3	0.9	3
Semester IV	34421	Advanced Analytical Spectroscopic Techniques	54.35	2	1.4	69.57	3	0.9	2.3
	34422	Chemical Methods of Pharmaceuticals Analysis	47.83	2	1.4	69.57	3	0.9	2.3
	34423B	Analytical Chemistry of agriculture, polymer and Detergents	54.35	2	1.4	65.22	3	0.9	2.3
	34424A	Optional Analytical Chemistry Practical	73.91	3	2.1	73.91	3	0.9	3
	34425	Applied Analytical Chemistry Practical	69.57	3	2.1	60.87	3	0.9	3
								Average	2.59

Level 1	<45% of students scoring more than average marks
Level 2	45-60% of students scoring more than average marks
Level 3	>60% of students scoring more than average marks

Program Outcome Attainment				
Average Attainment by Direct Method	Average Attainment by indirect Method	70% of Average Attainment by direct method	30% of Average Attainment by indirect method	Average PO Attainment
2.59	3	1.81	0.90	2.71

Program Outcome Level	Target Attainment
Level 1	0.5 > 1.0
Level 2	1.0 > 1.5
Level 3	1.5 > 2.0
Level 4	2.0 > 2.5
Level 5	2.5 > 3.0


Head
 Department of Chemistry
 S.S.G.M. College, Kopergaon


Principal
 S.S.G.M. Science, Gautam Arts &
 Sanjivani Commerce College, Kopergaon

Calculation for Program Outcome Attainment for the Year 2021-22 (B.Sc Physics)

Attainment of Course Outcome									
Semester (Theory/Practical)	Course Code	Course Title	% of Students above average University Marks	Level of Attainment	70% of Attainment Level in end term exam	% of Students above average internal marks	Level of Attainment	30% of Attainment Level in internal exam	Attainment of Course
1	2	3	4	5	6	7	8	9	10 = 6 + 9
Semester V	35121	Mathematical Methods In Physics	46.15	2	1.4	53.85	2	0.6	2
	35121OH	Energy Studies	61.54	3	2.1	48.46	2	0.6	2.7
	35121IK	Physics Workshop Skill	53.85	2	1.4	46.15	2	0.6	2
	35122	Electrodinamic	61.54	3	2.1	76.92	3	0.9	3
	35123	Classical Mechanics	61.54	3	2.1	53.85	2	0.6	2.7
	35124	Atomic & Molecular Physics	46.15	2	1.4	61.54	3	0.9	2.3
	35125	Computational Physics	46.15	2	1.4	46.15	2	0.6	2
	35126B	Elements Of Material Science	48.46	2	1.4	92.31	3	0.9	2.3
	35127	Physics Laboratory-3A	76.92	3	2.1	46.15	2	0.6	2.7
	35128	Physics Laboratory-3B	53.85	2	1.4	53.85	2	0.6	2
	35129	Project-1	61.54	3	2.1	69.23	3	0.9	3
	Semester VI	36121	Solid State Physics	46.15	2	1.4	46.15	2	0.6
36121OY		Application of Internet of Things	46.15	2	1.4	69.23	3	0.9	2.3
361211AA		Microcontrollers	53.85	2	1.4	69.23	3	0.9	2.3
36122		Quantum Mechanics	46.15	2	1.4	69.23	3	0.9	2.3
36123		Thermodynamics & Statistical	46.15	2	1.4	48.46	2	0.6	2
36124		Nuclear Physics	48.46	2	1.4	92.31	3	0.9	2.3
36125B		Advanced Electronics	48.46	2	1.4	48.46	2	0.6	2
36126S		Lasers	48.46	2	1.4	46.15	2	0.6	2
36127		Physics Laboratory - 4A	53.85	2	1.4	69.23	3	0.9	2.3
36128		Physics Laboratory - 4B	61.54	3	2.1	53.85	2	0.6	2.7
36129	Project - II	69.23	3	2.1	46.15	2	0.6	2.7	
								Average	2.35

Level 1	<45% of students scoring more than average marks
Level 2	45-60% of students scoring more than average marks
Level 3	>60% of students scoring more than average marks

Program Outcome Attainment				
Average Attainment by Direct Method	Average Attainment by indirect Method	70% of Average Attainment by direct method	30% of Average Attainment by indirect method	Average PO Attainment
2.35	3	1.65	0.90	2.55

Program Outcome Level	Target Attainment
Level 1	0.5 > 1.0
Level 2	1.0 > 1.5
Level 3	1.5 > 2.0
Level 4	2.0 > 2.5
Level 5	2.5 > 3.0

Utkade
Head

[Signature]
Principal

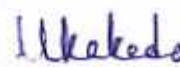
Calculation for Program Outcome Attainment for the Year 2021-22 (M.Sc Physics)

Attainment of Course Outcome									
Semester (Theory/Practical)	Course Code	Course Title	% of Students above average University Marks	Level of Attainment	70% of Attainment Level in end term exam	% of Students above average internal marks	Level of Attainment	30% of Attainment Level in internal exam	Attainment of Course
1	2	3	4	5	6	7	8	9	10 = 6 + 9
Semester III	PHUT-231	Statistical Mechanics	47.06	2	1.4	58.82	2	0.6	2
	PHUT-232	Solid State Physics	70.59	3	2.1	76.47	3	0.9	3
	PHCT-233	Experimental Techniques in Physics-I	52.94	2	1.4	82.35	3	0.9	2.3
	PHCT-234H4	Energy Studies-I	58.82	2	1.4	64.71	3	0.9	2.3
	PHCP-235	Physics Laboratory –III	82.35	3	2.1	70.59	3	0.9	3
Semester IV	PHCT-241	Nuclear Physics	58.82	2	1.4	70.59	3	0.9	2.3
	PHCT-242	Experimental Techniques in Physics-II	76.47	3	2.1	70.59	3	0.9	3
	PHOT-243A4 CBOP IV	Physics of Thin Films	52.94	2	1.4	70.59	3	0.9	2.3
	PHOT-244H4	Energy Studies- II	47.06	2	1.4	82.35	3	0.9	2.3
	PHCP-245	Project	70.59	3	2.1	70.59	3	0.9	3
								Average	2.55

Level 1	<45% of students scoring more than average marks
Level 2	45-60% of students scoring more than average marks
Level 3	>60% of students scoring more than average marks

Program Outcome Attainment				
Average Attainment by Direct Method	Average Attainment by indirect Method	70% of Average Attainment by direct method	30% of Average Attainment by indirect method	Average PO Attainment
2.55	3	1.79	0.90	2.69

Program Outcome Level	Target Attainment
Level 1	0.5 > 1.0
Level 2	1.0 > 1.5
Level 3	1.5 > 2.0
Level 4	2.0 > 2.5
Level 5	2.5 > 3.0


 Head
 Department of Physics,
 S.S.G.M.College,Kopergaon


 Principal
 S.S.G.M.Science,Gautam Arts &
 Sanjivani Commerce College,Kopergaon

Calculation for Program Outcome Attainment for the Year 2021-22 (B.Sc Mathematics)

Attainment of Course Outcome									
Semester (Theory/Practical)	Course Code	Course Title	% of Students above average University Marks	Level of Attainment	70% of Attainment Level in end term exam	% of Students above average internal marks	Level of Attainment	30% of Attainment Level in internal exam	Attainment of Course
1	2	3	4	5	6	7	8	9	10 = 6 + 9
Semester V	MT 351	Metric Spaces	50.00	2	1.4	66.67	3	0.9	2.3
	MT 352	Real Analysis-I	66.67	3	2.1	66.67	3	0.9	3
	MT 353	Group Theory	50.00	2	1.4	66.67	3	0.9	2.3
	MT 354	Ordinary Differential	66.67	3	2.1	66.67	3	0.9	3
	MT 355(A)	Operations Research	66.67	3	2.1	53.33	2	0.6	2.7
	MT 356(B)	Number Theory	66.67	3	2.1	66.67	3	0.9	3
	MT 357	Practical Course Lab-I	50.00	2	1.4	50.00	2	0.6	2
	MT 358	Practical Course Lab-II	66.67	3	2.1	66.67	3	0.9	3
	MT 359	Practical Course Lab-III	66.67	3	2.1	66.67	3	0.9	3
	MT -3510	Programming in Python -I	50.00	2	1.4	66.67	3	0.9	2.3
	MT-3511	LaTeX for Scientific Writing	50.00	2	1.4	66.67	3	0.9	2.3
Semester VI	MT 361	Complex Analysis	66.67	3	2.1	66.67	3	0.9	3
	MT 362	Real Analysis-II	66.67	3	2.1	66.67	3	0.9	3
	MT 363	Ring Theory	50.00	2	1.4	66.67	3	0.9	2.3
	MT 364	Partial Differential Equations	50.00	2	1.4	66.67	3	0.9	2.3
	MT 365(A)	Optimization Techniques	66.67	3	2.1	53.33	2	0.6	2.7
	MT 366(B)	Computational Geometry	53.33	2	1.4	53.33	2	0.6	2
	MT 357	Practical Course Lab-I	53.33	2	1.4	66.67	3	0.9	2.3
	MT 358	Practical Course Lab-II	66.67	3	2.1	66.67	3	0.9	3
	MT 359	Practical Course Lab-III	66.67	3	2.1	53.33	2	0.6	2.7
	MT -3510	Programming in Python -II	53.33	2	1.4	53.33	2	0.6	2
	MT-3511	Mathematics into LaTeX	50.00	2	1.4	66.67	3	0.9	2.3
Average									2.57

Level 1	<45% of students scoring more than average marks
Level 2	45-60% of students scoring more than average marks
Level 3	>60% of students scoring more than average marks

Program Outcome Attainment				
Average Attainment by Direct Method	Average Attainment by indirect Method	70% of Average Attainment by direct method	30% of Average Attainment by indirect method	Average PO Attainment
2.57	3	1.80	0.90	2.70

Program Outcome Level	Target Attainment
Level 1	0.5 > 1.0
Level 2	1.0 > 1.5
Level 3	1.5 > 2.0
Level 4	2.0 > 2.5
Level 5	2.5 > 3.0


Head
 Department of Mathematics
 S.S.G.M.College,Kopargaon


Principal
 S.S.G.M.Science,Gautam Arts &
 Sanjivani Commerce College,Kopargaon

Calculation for Program Outcome Attainment for the Year 2021-22 (M.Sc Mathematics)

Attainment of Course Outcome									
Semester (Theory/Practical)	Course Code	Course Title	% of Students above average University Marks	Level of Attainment	70% of Attainment Level in end term exam	% of Students above average internal marks	Level of Attainment	30% of Attainment Level in internal exam	Attainment of Course
1	2	3	4	5	6	7	8	9	10 = 6 + 9
Semester III	MTUT 131	Functional Analysis	47.83	2	1.4	60.87	3	0.9	2.3
	MTUT 132	Field Theory	60.87	3	2.1	69.57	3	0.9	3
	MTUT 133	Programming with Python	66.52	3	2.1	78.26	3	0.9	3
	MTUTO 134	Discrete Mathematics	56.52	2	1.4	67.83	3	0.9	2.3
	MTUTO 137	Integral equations	52.17	2	1.4	69.57	3	0.9	2.3
Semester IV	MTUT 141	Boundary Value problems	48.48	2	1.4	47.83	2	0.6	2
	MTUT 142	Differential Geometry	48.48	2	1.4	52.17	2	0.6	2
	MTUT 143	Introduction to Data Science	66.52	3	2.1	60.87	3	0.9	3
	MTUTO 144	Number Theory	68.48	3	2.1	82.61	3	0.9	3
	MTUTO 148	Probability and Statistics	67.83	3	2.1	69.57	3	0.9	3
								Average	2.59

Level 1	<45% of students scoring more than average marks
Level 2	45-60% of students scoring more than average marks
Level 3	>60% of students scoring more than average marks

Program Outcome Attainment				
Average Attainment by Direct Method	Average Attainment by indirect Method	70% of Average Attainment by direct method	30% of Average Attainment by indirect method	Average PO Attainment
2.59	3	1.81	0.90	2.71

Program Outcome Level	Target Attainment
Level 1	0.5 > 1.0
Level 2	1.0 > 1.5
Level 3	1.5 > 2.0
Level 4	2.0 > 2.5
Level 5	2.5 > 3.0


Head
 Department of Mathematics
 S.S.G.M. College, Kopargaon


Principal
 S.S.G.M. Science, Gautam Arts &
 Sanjivani Commerce College, Kopargaon

Calculation for Program Outcome Attainment for the Year 2021-22 (B.Sc Electronic Science)

Attainment of Course Outcome										
Semester (Theory/Practical)	Course Code	Course Title	% of Students above average University Marks	Level of Attainment	70% of Attainment Level in end term exam	% of Students above average internal marks	Level of Attainment	30% of Attainment Level in internal exam	Attainment of Course	
1	2	3	4	5	6	7	8	9	10 = 6 + 9	
Semester V	EL-351	Digital Design using Verilog	54.55	2	1.4	63.64	3	0.9	2.3	
	EL-352	Microcontroller Architecture and Programming	63.64	3	2.1	72.73	3	0.9	3	
	EL-353	Analog circuit Design and Applications	54.55	2	1.4	72.73	3	0.9	2.3	
	EL-354	Nanoelectronics	63.64	3	2.1	54.55	2	0.6	2.7	
	EL-355	Signals and Systems	54.55	2	1.4	63.64	3	0.9	2.3	
	EL-356(A)	Optics and Fiber Optic Communication	54.55	2	1.4	72.73	3	0.9	2.3	
	EL357	Practical Course-I	63.64	3	2.1	81.82	3	0.9	3	
	EL358	Practical Course-II	63.64	3	2.1	54.55	2	0.6	2.7	
	EL359	Practical Course-III(Project)	63.64	3	2.1	72.73	3	0.9	3	
	ELSEC 351	Electronic Design Automation Tools	63.64	3	2.1	54.55	2	0.6	2.7	
	ELSEC 352	Internet of Things and Applications	63.64	3	2.1	45.45	2	0.6	2.7	
	Semester VI	EL361	Modern Communication Systems	72.73	3	2.1	81.82	3	0.9	3
		EL362	Embedded System Design Using Microcontrollers	63.64	3	2.1	54.55	2	0.6	2.7
EL363		Industrial Electronics	72.73	3	2.1	45.46	2	0.6	2.7	
EL364		Manufacturing Process for Electronics	54.55	2	1.4	81.82	3	0.9	2.3	
EL365		Process Control Systems	54.55	2	1.4	72.73	3	0.9	2.3	
EL366B		Sensors and Systems	54.55	2	1.4	63.64	3	0.9	2.3	
EL367		Practical Course-I	54.55	2	1.4	90.91	3	0.9	2.3	
EL368		Practical Course-II	54.55	2	1.4	90.91	3	0.9	2.3	
EL369		Practical Course-III(Project)	63.64	3	2.1	90.91	3	0.9	3	
ELSEC361		Design and Fabrication of PCB	45.46	2	1.4	45.46	2	0.6	2	
ELSEC362	Mobile Application Development	72.73	3	2.1	63.64	3	0.9	3		
								Average	2.59	

Level 1	<45% of students scoring more than average marks
Level 2	45-60% of students scoring more than average marks
Level 3	>60% of students scoring more than average marks

Program Outcome Attainment				
Average Attainment by Direct Method	Average Attainment by indirect Method	70% of Average Attainment by direct method	30% of Average Attainment by indirect method	Average PO Attainment
2.59	3	1.81	0.90	2.71

Program Outcome Level	Target Attainment
Level 1	0.5 > 1.0
Level 2	1.0 > 1.5
Level 3	1.5 > 2.0
Level 4	2.0 > 2.5
Level 5	2.5 > 3.0


Head

Department of Electronic Sci.
S.S.G.M.College,Kopargaon


Principal

S.S.G.M.Science,Gautam Arts &
Srihari Commerce College,Kopargaon

Calculation for Program Outcome Attainment for the Year 2021-22 (B.Sc Zoology)

Attainment of Course Outcome									
Semester (Theory/Practical)	Course Code	Course Title	% of Students above average University Marks	Level of Attainment	70% of Attainment Level in end term exam	% of Students above average internal marks	Level of Attainment	30% of Attainment Level in internal exam	Attainment of Course
1	2	3	4	5	6	7	8	9	10 = 6 + 9
Semester V	ZO-351	Pest Management	55.56	2	1.4	66.67	3	0.9	2.3
	ZO-352	Histology	77.78	3	2.1	55.56	2	0.6	2.7
	ZO-353	Biological Chemistry	77.78	3	2.1	55.56	2	0.6	2.7
	ZO-354	Genetics	66.67	3	2.1	88.89	3	0.9	3
	ZO-355	Developmental Biology	55.56	2	1.4	55.56	2	0.6	2
	ZO-356	Parasitology	55.56	2	1.4	55.56	2	0.6	2
	ZO-357	Practical paper I	55.56	2	1.4	55.56	2	0.6	2
	ZO-358	Practical paper II	66.67	3	2.1	55.56	2	0.6	2.7
	ZO-359	Practical paper III	55.56	2	1.4	66.67	3	0.9	2.3
	ZO-3510	Aquarium management	66.67	3	2.1	100	3	0.9	3
	ZO-3511	Poultry management	55.56	2	1.4	66.67	3	0.9	2.3
Semester VI	ZO-361	Medical and forensic Zoology	57.14	2	1.4	42.86	1	0.3	1.7
	ZO-362	Animal Physiology	57.14	2	1.4	57.14	2	0.6	2
	ZO-363	Molecular Biology	57.14	2	1.4	71.43	3	0.9	2.3
	ZO-364	Entomology	85.71	3	2.1	57.14	2	0.6	2.7
	ZO-365	Techniques in Biology	71.43	3	2.1	42.86	1	0.3	2.4
	ZO-366	Evolutionary Biology	71.43	3	2.1	57.14	2	0.6	2.7
	ZO-367	Practical Paper I	57.14	2	1.4	57.14	2	0.6	2
	ZO-368	Practical Paper II	57.14	2	1.4	57.14	2	0.6	2
	ZO-369	Practical Paper III	57.14	2	1.4	57.14	2	0.6	2
	ZO-3610	Environmental impact Assessment	57.14	2	1.4	57.14	2	0.6	2
	ZO-3611	Project	57.14	2	1.4	71.43	3	0.9	2.3
								Average	2.32

Level 1	<45% of students scoring more than average marks
Level 2	45-60% of students scoring more than average marks
Level 3	>60% of students scoring more than average marks

Program Outcome Attainment				
Average Attainment by Direct Method	Average Attainment by indirect Method	70% of Average Attainment by direct method	30% of Average Attainment by indirect method	Average PO Attainment
2.32	3	1.62	0.90	2.52

Program Outcome Level	Target Attainment
Level 1	0.5 > 1.0
Level 2	1.0 > 1.5
Level 3	1.5 > 2.0
Level 4	2.0 > 2.5
Level 5	2.5 > 3.0


Head

Department of Zoology
S.S.G.M.College,Kopargad


Principal

S.S.G.M.Science,Gautam Arts &
Sanjivani Commerce College,Kopargaon